

#TL100121

INSTALLATION MANUAL

# MS100180/181

APR MQB DQ381/500 Pendulum Mount

**APR**





---

Notes:

These instructions were written for a North American specification Audi RS3. Other models, like the Audi S3 and VW Golf R, are similar.

When disassembling the car, be sure to keep all fasteners so they can be reused. It is recommended that you get some kind of compartmented tray to organize the fasteners, such as a fishing tackle box or several large ice cube trays. Fasteners that are not reused for reinstallation are noted in the instructions. All directions used in this manual (right, left, front, etc.) are based on if you were sitting in the drivers seat of the car.

These instructions assume that you have basic mechanical skills and several varieties of the tools in order to install the kit. If you have any questions about the install, feel free to contact your APR representative.



WWW.GOAPR.COM

4800 US HWY 280 West Opelika Alabama 36801


**TL100121** |



1) Securely lift vehicle. If a vehicle lift is not used, secure the vehicle with jack stands.


2) Underneath the car, remove the one 15mm bolt (if you have an APR subframe insert) on the subframe mount holding the stock dogbone mount in place. If you have a stock subframe insert, the stock bolt is a 21mm.






3) Remove the two 18mm bolts holding the dogbone mount to the transmission. Remove the stock dogbone mount and bracket from the car by sliding it forward from the slot in the front of the subframe.

4) Install the APR mount into the subframe. Loosely install but do not tighten the two 10mm allen screws into the transmission.





5) Reinstall either the 15mm bolt (if you have the APR subframe insert) or the 21mm stock bolt. It may be necessary to rock the engine/transmission assembly back to get the bolt started. If reusing the stock bolt, it is highly recommended to replace this bolt. Torque the 15mm APR bolt to 100Nm (74lb-ft). Finally, torque the two 10mm allen bolts to 73Nm (54lb-ft).





#TL100121

***GO APR.COM***